




# keonn

Modular RFID  
Components

## AdvanMux-4™ 4 port RFID UHF multiplexer





[Video](#)

### Benefits:

- Reduces the cost of RFID applications with many antennas
- Very fast and easy connection
- Compatible with most reader models
- Easy selection of ports by sending proper commands to the reader
- Easy control of several multiplexers by interconnecting them with standard Ethernet cables
- Low insertion loss

### Applications:

- Radiofrequency systems that require more than 4 antennas
- RFID systems in general
- Smart shelves
- Smart cabinets
- Smart surfaces
- Portals

### Product overview

AdvanMux-4 is a high performance 4 port multiplexer that expands by a factor 4 the number of antennas that can be connected to each port of an RFID reader.

AdvanMux-4 is compatible with most RFID reader models in the market, including Keonn, Impinj, Zebra, Alien, ThingMagic and others.

AdvanMux-4 is connected to the I/O port of most reader models, and it is controlled by sending simple commands to the reader. This facilitates the control of AdvanMux-4 and its synchronization with the reader. Any port of AdvanMux-4 can be selected at any time.

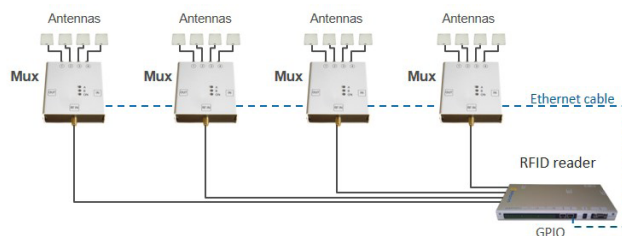
AdvanMux-4 is directly connected to AdvanReader-60, AdvanReader-70, AdvanReader-150 or AdvanReader-160 through a conventional Ethernet cable.

For other reader models, a reader-specific cable adapter or the AdvanGPIO connection board can be ordered that connect the digital I/O port of the reader to one of the two RJ45 control ports of AdvanMux-4 multiplexer. The following picture shows the cable adapter for a specific reader model and the AdvanGPIO connection board.



The cable adapter can be easily extended to the required length using regular Ethernet 8-wire cables.

Two RJ45 control connectors are available at each AdvanMux-4 so that one multiplexer can control and power another multiplexer by a simple Ethernet 8-wire cable connection (see diagram below).




AdvanMux-4 can be controlled both by standard +5 V and open collector digital outputs.

AdvanMux-4 can be powered from +5 V DC to +48 V DC. This power can be obtained from a power supply or by the available voltage in some reader's I/O ports.

The input RF connector and the 4 output RF connectors are SMA (female).

Two red LED diodes show the digital-in status and one white LED shows the power on status.

### Technical specifications



Operating frequency	860 MHz to 950 MHz
Number of ports	4
Insertion loss	< 0.9 dB (0.7 dB typical)
Isolation	> 35 dB
Return loss	> 25 dB
Max input power	33 dBm
Switching time	< 15 $\mu$ s
RF connectors	1 input and 4 output SMA 50 ohm female connectors
Control and power connector	2 input/output RJ45 connectors (Table 1)
Power supply	RJ45 IN connector pin 4 and/or pin 5: 5 V (-2 %) to 48 V (+5 %) (regulated on board)
Current consumption	< 12 mA
Digital inputs	0 V/5 V TTL/3 V TTL or open collector Note: Reader outputs must sink 2 mA (maximum)
Connection to AdvanReader-60, AdvanReader-70, AdvanReader-150 and AdvanReader-160	Requires only a conventional Ethernet cable
Connection to Impinj R220 and R420, and ThingMagic Mercury 6	Requires a cable adapter (available upon request) and a conventional Ethernet cable (UTP cable)
Connection to other readers	Compatibility with most readers. Requirements: AdvanGPIOTM connection board (available upon request), and for some reader models PoE injector (available upon request)
Cable adapter	Optional. Length: 25 cm (10 inches)
Control connection between AdvanMux units	Through standard Ethernet 8-wire UTP cables
Electrostatic discharge protection	> 2kV ESD protection on all RF ports > 8kV ESD protection on all data ports
Size with enclosure	73 mm x 73 mm x 23 mm (2.9 inches x 2.9 inches x 0.9 inches)
Size without enclosure	72 mm x 92 mm x 17 mm (2.8 inches x 3.6 inches x 0.7 inches)
Weight with enclosure	80 g (2.8 oz.)
Weight without enclosure	45 g (1.6 oz.)
Operating temperature	-30 °C to 55 °C
Storage temperature	-40°C to 85 °C
EU Directives	RoHS compliant (2002/95/EC), EMC (2004/108/EC)

### RJ 45 output

RJ45 pin number	AdvanMux-4 signal
1	B0
2	B1
3	NC
4	Vcc
5	Vcc
6	NC
7	GND
8	GND

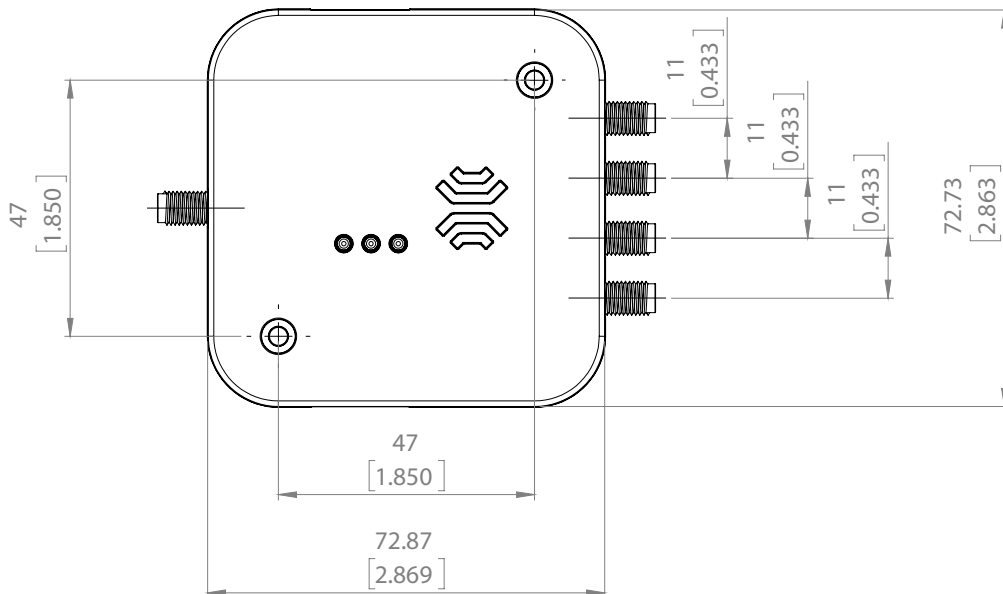
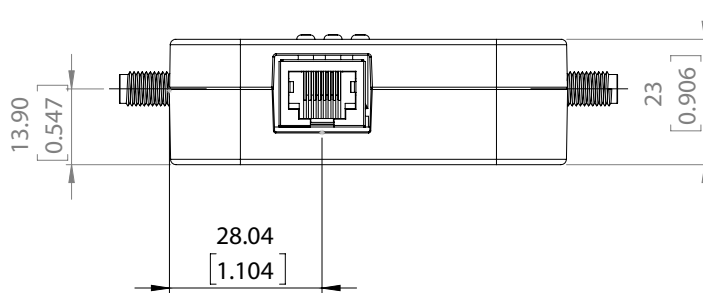
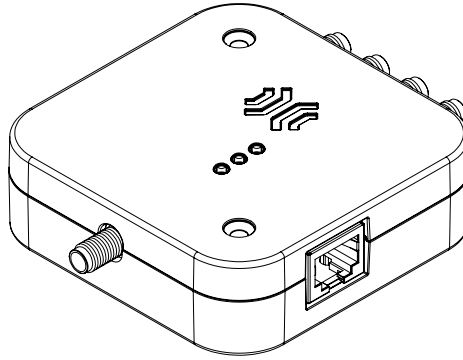
Table 1

### Truth table

B1	B0	RF in to
0	0	Out 1
0	1	Out 2
1	0	Out 3
1	1	Out 4

Table 2

## Mechanical specifications



Units in millimeters and [inches]

### Product codes for ordering

ADMX	-	NP	-	F	-	mmm	
							<b>NP = Number of Ports</b>
		4					4 ports
		8					8 ports
		16					16 ports
							<b>F = Frame</b>
				e			enclosure
							no enclosure
							<b>mmm = Model</b>
						130	Model number

Examples:

#### ADMX-4-e-130:

- AdvanMux
- 4 ports
- with enclosure
- Model 130



Copyright © Keonn Technologies S.L.  
All rights reserved.

Information in this publication  
supersedes all earlier versions.  
Specifications subject to change  
without notice.

